

# SOCIETY FOR EMPLOYMENT AND CAREER COUNSELLING

(New Delhi Institute of Management and New Delhi Centre for Excellence & Global Leadership :

Units of Society For Employment and Career Counselling)

60,50 B& C, TUGLAKABAD INSTITUTIONAL AREA, NEW DELHI -110062


BALANCE SHEET AS ON 31.03.2023

## PGDM Unit of Society for Employment and Career Counselling

<u>LIABILITIES</u>	Sch No	As at 31st March 2023	As at 31st March 2022
Capital Account		1,520,546	1,520,546
General Reserve		1,505,854,175	1509544260
Security Deposits	I	5,723,467	5025468
Registration Fee PGDM 23-25		53,218,000	
Registration Fee PGDM 22-24			48500482
Expenses Payable	II	18,263,315	12945853
TDS Payable		3,014,367	2554865
<b>Total A</b>		<b>1,587,593,870</b>	<b>1,580,091,476</b>
<u>ASSETS</u>	Sch No	As at 31st March 2023	As at 31st March 2022
Fixed Assets	III	502664942	479,390,347
Investments	IV	424,107,123	367471090
<b>Current Assets</b>			
Balance with Scheduled Bank			
- in Fixed Deposits	V	261,238,896	585449615
- in Saving Accounts	VI	31,512,186	51836511
Cash in Hand		250,000	49162
Advances Recoverable	VII	33,731,333	43663445
Advance against Purchase Property	VIII	248,879,434	33290562
<b>Inter-Unit Current A/c</b>			
NDIM (UNIT-2)		13,146,508	15,250,658
Excess of Expenditure over Income		72,063,449	3,690,086
<b>Total B</b>		<b>1,587,593,870</b>	<b>1,580,091,476</b>

For SOCIETY FOR EMPLOYMENT  
& CAREER COUNSELLING

For Society for Employment  
& Career Counselling

President  
  
President

Place : New Delhi  
Date : 30.10.2023



# SOCIETY FOR EMPLOYMENT AND CAREER COUNSELLING

(New Delhi Institute of Management and New Delhi Centre for Excellence & Global Leadership :

Units of Society For Employment and Career Counselling)

60,50 B & C, TUGLAKABAD INSTITUTIONAL AREA, NEW DELHI -110062

INCOME & EXPENDITURE ACCOUNT FOR THE YEAR ENDED 31st MARCH, 2023


PGDM Unit of Society for Employment and Career Counselling

Particulars	Sch No	2022-2023 (Rs.)	2021-2022 (Rs.)
<b>Income</b>			
Fees Received	IX	472,921,602	430,020,506
Interest Earned		29,230,554	38,590,372
Income From Mutual Fund		62,706,684	6,673,884
Misc. Receipts including Prospectus Fee		3,400,000	3,031,000
Services		4,811,523	5,156,999
Interest on Income Tax Refund		677,139	474,600
Donation		200,000	250,000
Total (A)		<u>573,947,502</u>	<u>484,197,361</u>
<b>Expenditure</b>			
Advertisement & Publicity		30,995,194	28,671,607
Admission & Counselling		48,909,700	33,290,513
Application & Inspection Fees		1,490,000	455,000
Audit Fees		295,000	295,000
Bank charges		2,717,780	2,700,104
Charity & Donation		286,061,520	155,747,500
Conveyance		1,636,421	571,080
Counselling & Placement		2,537,341	2,142,132
Depreciation		24,919,859	22,038,552
Digitalisation		-	1,195,861
Electricity & Water Expenses		5,453,195	3,518,524
Establishment Expenses	X	137,706,919	118,133,226
Exam Expenses		768,895	253,161
Insurance Expenses		378,185	188,515
IT Lab Exp.		5,664,793	1,317,047
Library Expenditure		10,782,281	10,401,617
Membership Fees		1,287,625	1,530,541
Management development programme expenses		445,040	308,524
Miscellaneous Expenses		136,285	290,535
Newspaper & Periodicals		-	10,253
Office Maintenance		2,222,954	2,356,656
Telephone, Postage & Internet		1,716,464	1,332,129
Printing & Stationery		1,246,327	620,194
Professional Services		371,987	1,447,498
Rates and Taxes		1,131,029	1,205,154
Rented Space		370,000	135,000
Repair & Maintenance		4,063,637	34,192,181
Research & Development Seminar, Membership		2,898,650	1,944,855
Security and Housekeeping Service		27,662,350	7,479,315
Student Welfare	XI	17,109,094	44,886,659
Staff Welfare Expenses		6,463,471	3,132,379
Sponsorship		-	22,000
Tour & Travelling Expenses		2,605,842	84,721
Vehicle Running & Maintenance		516,250	213,138
Recruiters & Mentors Expenses		-	4,017,476
Website Development		-	93,500
Hostels Upkeep		15,446,865	1,665,300
Total (B)		<u>646,010,952</u>	<u>487,887,447</u>
Excess of Expenditure over Income trf. to Balance Sheet		<u>72,063,449</u>	<u>3,690,086</u>

For SOCIETY FOR EMPLOYMENT  
& CAREER COUNSELLING

For Society for Employment  
& Career Counselling

President



Member

As at 31 March  
2023As at 31 March  
2022**Schedule-I****SECURITY DEPOSIT**

Security-Contractors	522,812	522,812
Security-Faculty	5,200,655	4,502,656
	<u>5,723,467</u>	<u>5,025,468</u>

**Schedule-II****EXPENSES PAYABLE**

Salary Payable	9,141,980	7,065,697
Audit Fees Payable	270,000	270,000
Professional Charges Payable	319,152	463,633
Expenses Payable	2,663,004	75,980
Grant Manipur Project	2,000	2,000
Hostel Security	4,261,436	1,950,695
Security & Contractor	44,530	44,530
ICSSR	-	6,637
NSDC	12,000	12,000
Eco Construction	-	211,500
D.P.S Publishing House	-	890,880
EPF & ESIC Payable	114,854	293,046
Other Exp. Payble	1,409,081	1,652,117
IGST	25,278	7,138
	<u>18,263,315</u>	<u>12,945,853</u>

**Schedule -IV****INVESTMENT**

AXIS BANK PSU DEBT I	-	10,000,000
AXIS BANK PSU DEBT FUND	-	20,000,000
ICICI PRU REGULAR SAVINGS FUND	20,000,000	20,000,000
ADITYA BIRLA SUNLIFE CORP. BOND - G	-	54,518,817
AXIS BANK PSU DEBIT	-	15,000,000
ICICI PRU. REGULAR SAVINGS FUND	20,000,000	20,000,000
ADITYA BIRLA SUNLIFE SHORT TERM	-	191,701
ADITYA BIRLA SUNLIFE SHORT TERM	-	15,072,947
ICICI LIQUID	-	703,005
IDFC CORPORATE BOND FUND REGULAR G	-	7,000,000
KOTAK BANKING & PSU DEBT FUND	-	30,000,000
KOTAK BANKING & PSU DEBT FUND G-1	-	15,000,000
BHARAT BOND ETF	-	25,000,000
IDFC BANKING & PSU DEBT FUND	-	48,156,000
PNB 9.15 BANK PERPETUAL	10,283,730	10,283,730
SBI PREP BOND @8.75 2024	20,377,494	20,377,494
SBI PERPETUAL 8.5%	20,858,520	20,858,520
KOTAK BANKING & PSU DEBT FUND G-1	-	15,000,000
BANK OF BARODA PERPETUAL 2025 8.50%	10,188,937	10,188,937
STATE BANK OF INDIA	10,119,939	10,119,939
ADITYA BIRLA SL REGULAR	58,301,050	-
AXIS BANKING & PSU DEBT G	35,361,360	-
AXIS REGULAR SAVING FUND G	17,531,868	-
HDFC HYBRID DEBT FUND	49,997,500	-
ICICI PRUDENTIAL REGULAR SAVING FUND	30,000,000	-
ICICI PRUDENTIAL REGULAR SAVING FUND	973,945	-
KOTAK HYBRID FUND G	69,875,280	-
SBI CONSERVATIVE HYBRID FUND	49,997,500	-
NIPPON INDIA EQUITY SAVING FUND	240,000	-
	<u>424,107,123</u>	<u>367,471,090</u>

**Schedule-V****Fixed Deposits**

Fixed Deposit (SOCIETY) PGDM	168,828,702	397,185,217
Fixed Deposit (PGDM PROGRAMME) NDIM	92,410,194	188,264,398
	<u>261,238,896</u>	<u>585,449,615</u>



## Schedule-VI

As at 31 March  
2023As at 31 March  
2022**BALANCE WITH SCHEDULED BANKS IN SAVING ACCOUNT**

Allahabad Bank 50171713934	24,467	23,806
ING Vaisya Bank 613010103043	67,872	65,548
PNB 06292191049553	-	1,208,003
PNB 06291010002870	85,825	833,022
PNB_Lockers	42,624	40,534
PNB 06292271000030	-	710,109
PNB 06292010032010	(276,894)	(3,886,920)
PNB-Sweep A/c 06292010032010	7,200,000	-
HDFC Bank 50100137177999	337,304	269,039
Kotak Mahindra 9511643010)	691,045	667,378
HDFC Bank 50100190188611	4,457,673	265,813
HDFC 18-20 (50100218124327)	4,194,561	1,978,384
HDFC 19-21 (501002263979865)	6,930,773	6,173,249
HDFC 20-22 (50100329758854)	693,444	1,608,062
ICICI BANK 102301003331	697,103	22,084
AXIS Bank Ltd-(922010031667722)	102,328	-
AXIS Bank Ltd-(921010031437021)	586,836	2,664,957
AXIS Bank Ltd-(921010022216839)	2,154,214	11,156,360
	<b>27,989,175</b>	<b>23,799,428</b>

**SOCIETY ( PGDM )**

PNB 06292010049280	510,758	20,734,567
HDFC 50100285729477	562,445	7,024,699
	<b>1,073,203</b>	<b>27,759,266</b>

**NDCEGL**

PNB 06291132000348	2,436,179	245,398
PNB 06291132000886		18,791
	<b>2,436,179</b>	<b>264,189</b>

PNB PM YUVA ( PGDM )

13,629 13,629

**Total****31,512,186 51,836,512****Schedule -VII****ADVANCES RECOVERABLE**

Accrued Interest	21,171,292	23,655,728
Advance to Employees	1,819,710	1,258,403
Advance to Contractors	285,780	4,521,307
ICSSR Project	151,850	101,711
Amount receivable	2,558,506	1,976,356
GST	54,431	154,268
AUM Textiles	2,000,000	2,000,000
NDIM U FOR TDS & ESI		57,474
Rohit Wadhwa (Security Rent)	35,000	-
Refund Due TDS	2,174,057	2,174,057
TDS Refundable A Y 2021-22)		3,598,482
TDS Refundable A Y 2022-23		4,115,110
TCS (A Y 2022-23)		50,549
TDS Refundable(A Y 2023-24)	3,445,217	
TCS (A Y 2023-24 )	35,490	
	<b>33,731,333</b>	<b>43,663,445</b>

**Schedule-VIII****Advance Against Property Purchase**

Advance against Purchase Property (Faculty Flats on Dwarka Expressway )	12,290,562	12,290,562
Advance against Purchase Property (School site in Dwarka)	51,000,000	21,000,000
Advance against Purchase for School Land (M-Block, Brahma City Sector.60 Gurugram-122002)	174,478,338	-
Advance against Purchase School Land (Brahma City Pvt Ltd (Gurugram)	10,101,010	-
Advance against Purchase Principle Flat (M-26-D 4th floor Samsara Arya Sec-60, Gurugram-122001)	1,009,524	-
<b>TOTAL</b>	<b>248,879,434</b>	<b>33,290,562</b>



**Schedule - IX****Details of Fee Received****PGDM PROGRAMME**

	As at 31 March 2023	As at 31 March 2022
Fees PGDM (2013-2015)2nd year	165,000	
Fees PGDM (2014-2016)2nd year	20,000	
Fees PGDM (2016-2018)2nd year	10,000	
Fees PGDM (2018-2020)2nd year	127,000	940,000
Fees PGDM (2019-2021)2nd year	185,000	7,227,428
Fees PGDM (2020-22) 2nd year	10,473,695	211,315,022
Fees PGDM (2021-23) 1st year	32,632,460	209,170,303
Fees PGDM (2021-23) 2nd year	178,005,945	
Fees PGDM (2022-24) 1st year	244,397,751	
Fees PGDM (2022-24) 2nd year	3,912,589	
Misc. Fee	2,992,162	1,367,753
	<u>472,921,602</u>	<u>430,020,506</u>

**NDCEGL**

Services	4,811,523	5,156,999
----------	-----------	-----------

**Schedule-X****Establishment Expenses**

Salary	128,710,848	108,867,290
EPF & ESI	1,187,403	1,371,262
Professional Services (Professors from Industry)	6,516,395	6,556,430
Gratuity	1,292,273	1,338,244
	<u>137,706,919</u>	<u>118,133,226</u>

**Schedule-XI****STUDENT WELFARE**

Convocation & Alumini Association	1,367,048	-
Orientation Programme, Fresher Party & Farewell Party	670,625	-
Cultural Activities	469,990	-
Students Clubs	1,197,806	1,002,409
Scholarship to Students	342,500	297,000
Uniform Expenses	11,879,106	28,751,394
Student Prizes	73,750	318,960
Diwali Suits for Students	844,652	7,501,200
Festival Expenses	-	212,746
Student Study Tour Trip	83,050	-
Games /Sports Dresses	180,567	6,802,950
	<u>17,109,094</u>	<u>44,886,659</u>

*[Handwritten Signature]*



*[Handwritten Signature]*

# SOCIETY FOR EMPLOYMENT AND CAREER COUNSELLING

(New Delhi Institute of Management and New Delhi Centre for Excellence & Global Leadership :

Units of Society For Employment and Career Counselling)

60,50 B& C, TUGLAKABAD INSTITUTIONAL AREA, NEW DELHI -110062


Schedule of Fixed Assets as on 31st March, 2023

PGDM Unit of Society for Employment and Career Counselling

Schedule-III

Fixed Assets	W.D.V. as on 01.04.2022	Additions during the year		Sale / Transfer	Gross Block 31.03.2023	Depreciation for the year Rate	Depreciation for the year Amount	W.D.V. as on 31.03.2023
		1st half	2nd half					
Computers	3,044,105	326,085	3,191,533	-	6,561,723	40%	1,986,383	4,575,340
Computers software	1,124,810	243,080	-	-	1,367,890	40%	547,156	820,734
Audio-Visual Teaching Aids	2,154,908	116,724	183,675	-	2,455,307	15%	354,520	2,100,787
AC Plant	2,301,207	560,685	-	-	2,861,892	15%	429,284	2,432,608
Building	40,077,166	18,110,943	10,863,035	-	69,051,144	10%	6,361,963	62,689,181
Car	3,234,477	-	4,233,876	-	7,468,353	15%	802,712	6,665,641
Electrical Equipments	2,741,156	810,172	85,680	-	3,637,008	15%	539,125	3,097,883
Electrical Installation	3,378,741	-	11,550	-	3,390,291	15%	507,677	2,882,614
Library Book	226,552	-	-	-	226,552	40%	90,621	135,931
Office Equipment	1,640,491	1,452,251	248,786	-	3,341,528	15%	482,570	2,858,958
Land	247,819,486	-	-	-	247,819,486	0%	-	247,819,486
Sports Equipment	163,009	-	-	-	163,009	15%	24,451	138,558
Lift	469,487	-	-	-	469,487	15%	70,423	399,064
Furniture & Fixtures	14,546,503	3,387,653	4,368,726	-	22,302,882	10%	2,011,852	20,291,030
Society Office	105,788,540	-	-	-	105,788,540	10%	10,578,854	95,209,686
Capital WIP	50,349,051	-	-	-	50,349,051	0%	-	50,349,051
Solar Plant	330,658	-	-	-	330,658	40%	132,263	198,395
<b>TOTAL</b>	<b>479,390,347</b>	<b>25,007,593</b>	<b>23,186,861</b>	<b>-</b>	<b>527,584,801</b>		<b>24,919,859</b>	<b>502,664,942</b>

*Handwritten signature*



*Handwritten signature*